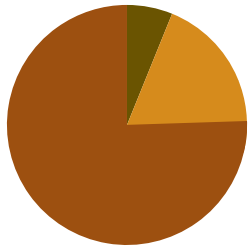
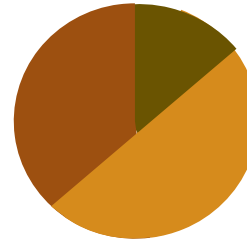


## Foundation Financials Fiscal Year 2006-2007



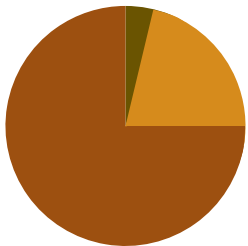
**Beginning Fund Balance  
As of July 1, 2006**

● Unrestricted Funds.....	\$36,313.72
● Restricted Funds.....	\$106,446.08
● Endowed Funds .....	\$448,995.37
<b>TOTAL.....</b>	<b>\$591,755.71</b>



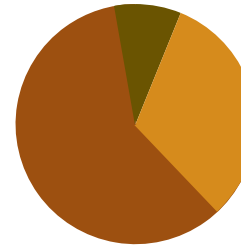
**Total Revenue  
For the Year Ended June 30, 2007**

● Unrestricted Funds.....	\$52,344.14
● Restricted Funds.....	\$143,346.63
● Endowed Funds .....	\$90,960.55
<b>TOTAL.....</b>	<b>\$286,651.32</b>



**Ending Fund Balance  
As of June 30, 2007**

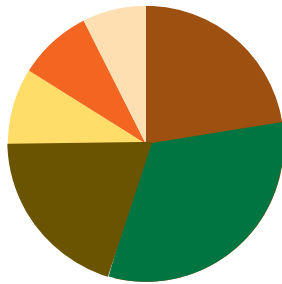
● Unrestricted Funds.....	\$28,310.36
● Restricted Funds.....	\$143,325.51
● Endowed Funds .....	\$540,779.07
<b>TOTAL.....</b>	<b>\$712,414.94</b>



**Total Expenditures  
For the Year Ended June 30, 2007**

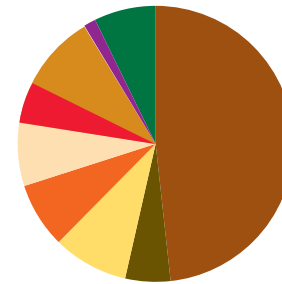
● Unrestricted Funds.....	\$62,615.02
● Restricted Funds.....	\$94,199.68
● Endowed Funds .....	\$9,176.85
<b>TOTAL.....</b>	<b>\$165,991.55</b>

## College Financials Fiscal Year 2006-2007



### Revenue

● State Allocation.....	\$15,869,560	.....55.36%
● Tuition & Fees .....	\$6,090,914	.....21.25%
● Grants & Contracts .....	\$2,143,594	..... 7.48%
● Sales.....	\$2,374,663	.....8.28%
● Scholarships.....	\$2,162,799	.....7.55%
● Miscellaneous .....	\$22,013	.....0.08%
<hr/>		
<b>TOTAL.....</b>	<b>\$28,663,543</b>	<b>.....100.00%</b>



### Expenditures

● Instruction .....	\$13,387,377	..... 47.59%
● Instructional Support.....	\$1,292,421	..... 4.59%
● Institutional Support.....	\$2,997,253	..... 10.65%
● Plant Operations .....	\$2,392,153	..... 8.50%
● Student Services.....	\$2,150,624	..... 7.64%
● Auxiliary Services .....	\$2,256,286	..... 8.02%
● Administration .....	\$1,018,684	..... 3.62%
● Library Services .....	\$456,631	..... 1.62%
● Scholarships.....	\$2,180,886	..... 7.75%
<hr/>		
<b>TOTAL.....</b>	<b>\$28,132,316</b>	<b>.....100.00%</b>